



Powerful Synergies



®



# COPMA<sup>®</sup>

128

ESSENTIAL  
MODEL

NOYENS  
KASTERLEE  
www.jannoyens.be

## 128 IS INNOVATIVE ENGINEERING FOR TOP PRECISION, EFFICIENCY, SPEED AND PERFORMANCE. AN ESSENTIAL MASTERPIECE IN LIFTING TECHNOLOGY.

- **ESSENTIAL model, load category - 12 Ton/Mt**
- **Essential in design, powerful in performance**
- **Robust arm system**
- **Simple and reliable**
- **Excellent operational safety**





**THE MOST  
POWERFUL  
CRANE FOR  
THE TOUGHEST  
MARKETS**



# COPMA 128

**DESIGNED WITH THE HIGHEST  
HYDRAULIC SYSTEMS AND THE  
TOUGHEST STRUCTURAL STEEL  
TO PERFORM THE MAXIMUM  
LIFTING CAPACITY.**

- **Optimized and reliable hydraulic technology**
- **Column with high mechanical characteristics**
- **High Degree of User Friendliness**
- **Efficiency and Reliability thanks to essential design**
- **Excellent weight/performance ratio**



# COPMA 128

**CUTTING EDGE FEATURES  
FOR MAXIMUM LIFTING  
POWER, STABILITY AND  
OPERATIONAL SAFETY IN EVERY  
WORKING CONDITION.**

## Standard features

- control
  - \* TAD control
  - \* CMS 1.0 control
  - \* TES 2.0 control
- structure
  - RRP structure

## optional features

- easy use
  - HLS 1.0 easy use
- control
  - RRC 1.0 control
  - RRC 3.0 control

\*CE version



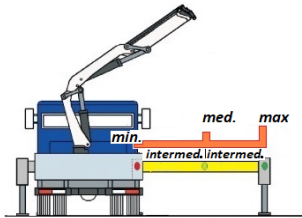
**TAD**  
control  
**Transport  
Alert  
Device**

Sensors on the basement control the correct closing of the beams and a column switch sensor indicates if the crane is in a folded position, no more than 4 Mt in height. The operator is warned with light and sound signals in the truck cabin.



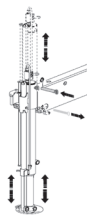
**TES**  
2.0  
control  
**Truck Electronic  
Stability  
2.0**

Active stability control for performance optimization according to the type of stabilization (2) to guarantee maximum safety in all working conditions. Mandatory in the CE market, it helps a better vehicle-crane configuration.



**HLS**  
1.0  
easy use  
**Hydraulic Lifting  
Stabilizers  
1.0**

Simplified vertical hydraulic lifting system: no auxiliary hydraulic devices are supplied. The stabilizer cylinder lifts up thanks to the presence of a sliding rod equipped with a braking pad which allows the stabilizer cylinder to slide vertically inside the bushing attached to the stabilizing



**RRC**  
3.0  
control  
**Radio Remote  
Control  
3.0**

Radio control with directly flanged actuation electronics with proportional distribution. The remote control allows operating the crane while constantly monitoring the areas of operation.



**CMS**  
1.0  
control  
**Crane Monitoring  
System  
1.0**

Crane stability control system TES1-TES2, with safety control and overload control for medium-small cranes. Controls the crane in 4 work areas, and each zone can have custom lifting settings depending on the vehicle stability.



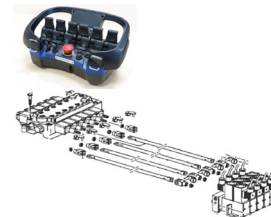
**RRP**  
structure  
**Rotation  
Rack  
Pinion**

The rotation system with rack and pinion is the best optimal solution for the most performative lifting capacity, it reduce the weights and crane dimension for the most compact configuration.



**RRC**  
1.0  
control  
**Radio Remote  
Control  
1.0**

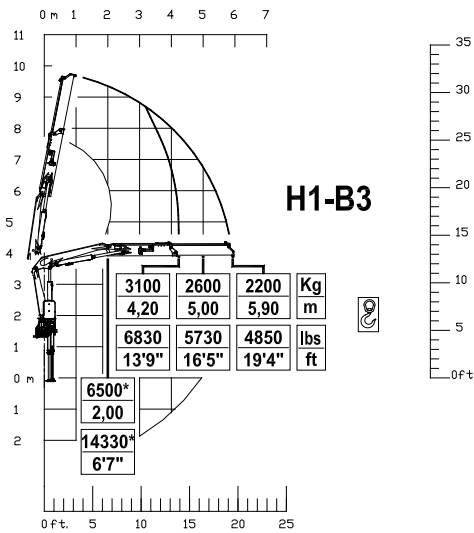
Radio remote control with actuation electronics connected by rods to the standard distribution. The remote control allows operating the crane while continually monitoring the areas of operation.



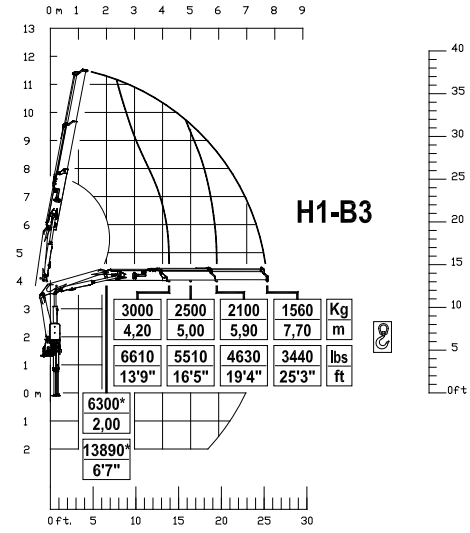
# 128 ESSENTIAL

## Load Charts

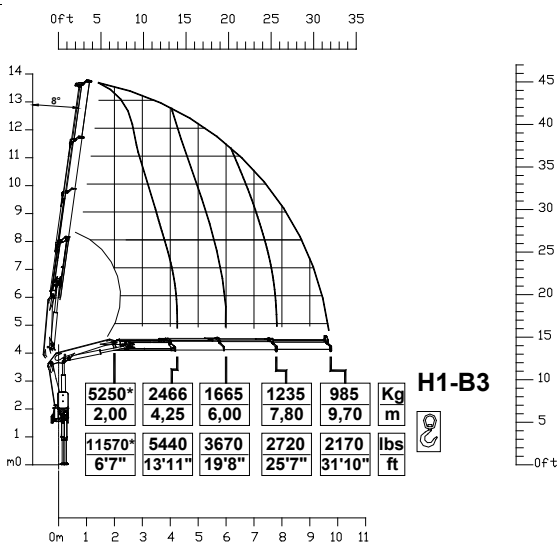
### 1 extension



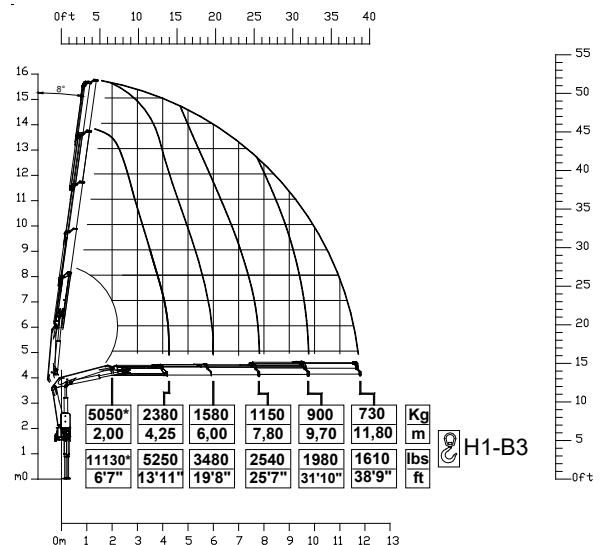
### 2 extensions



### 3 extensions



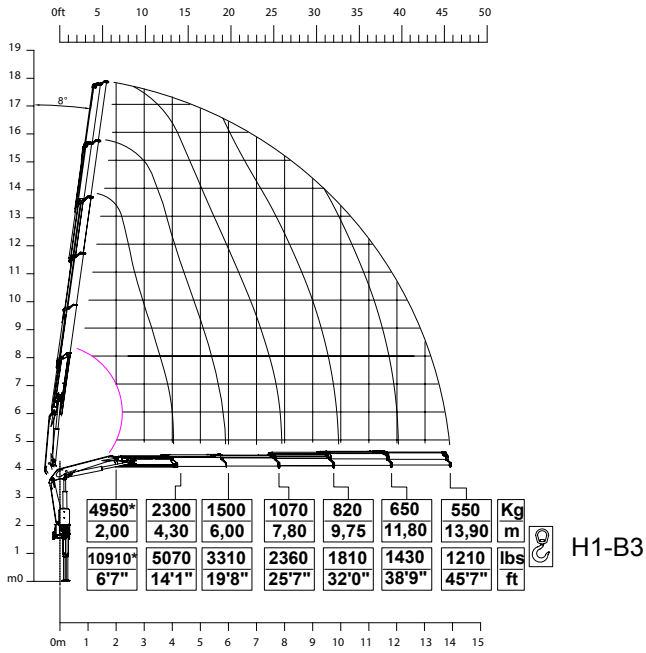
### 4 extensions



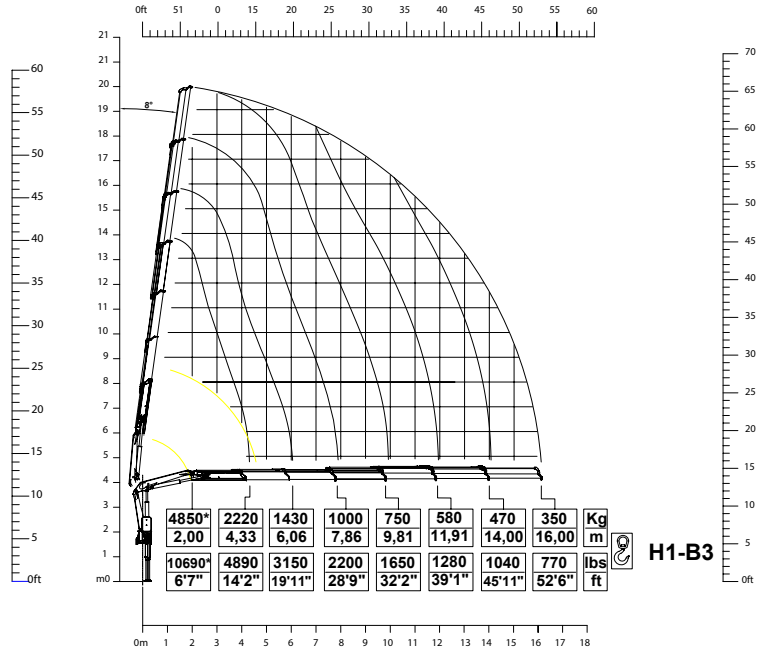
# 128 ESSENTIAL

## Load Charts

### 5 extensions



### 6 extensions

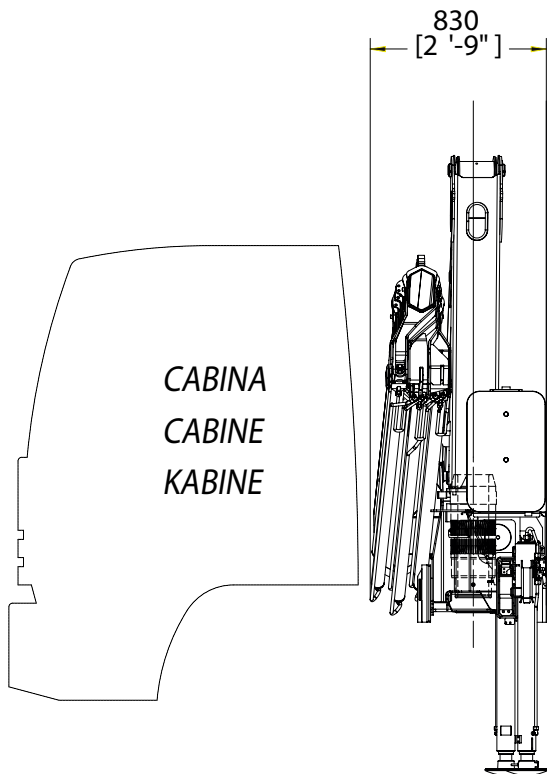




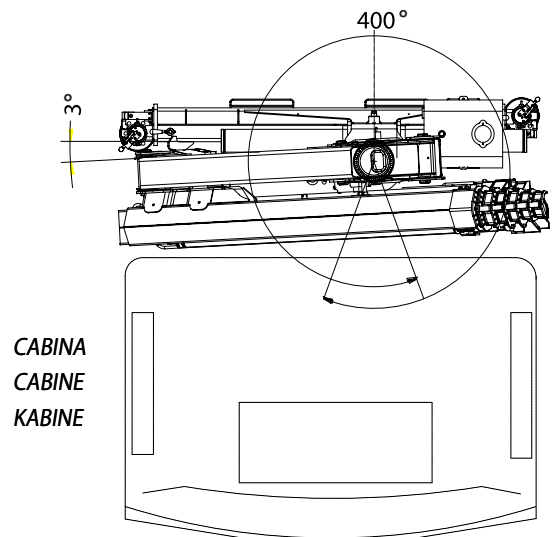
# 128 ESSENTIAL

## Crane Dimensions

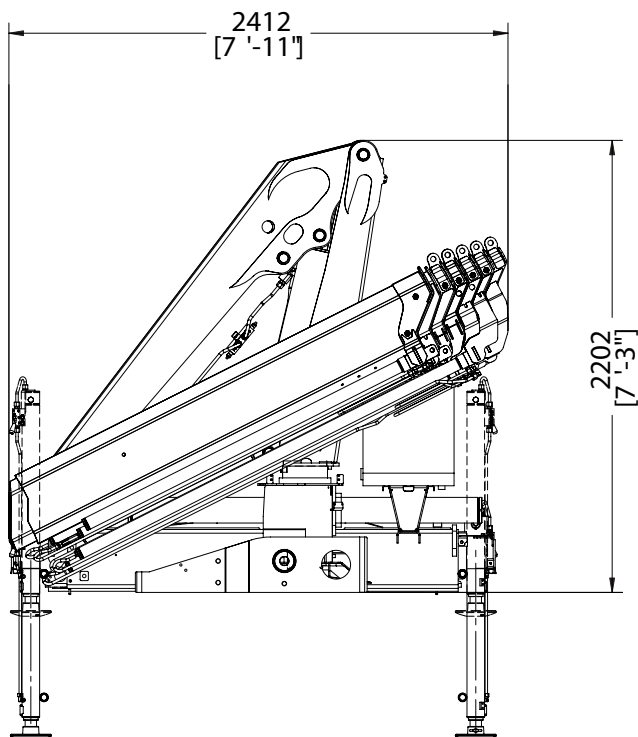
back cabin left



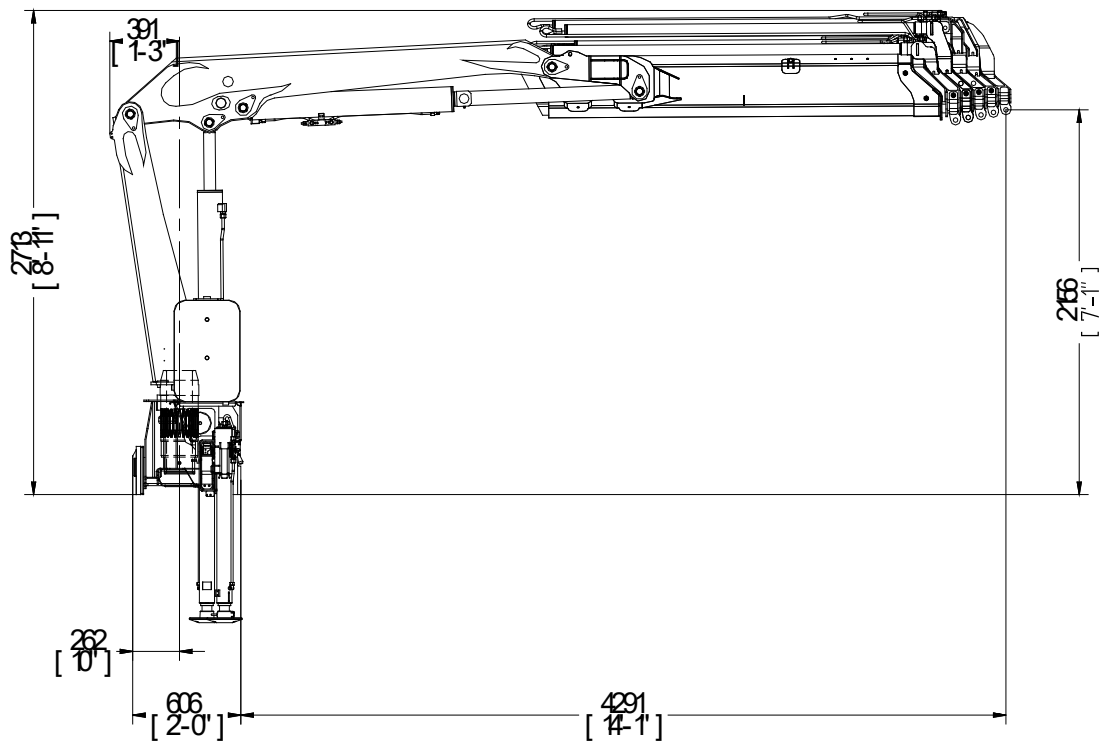
top cabin



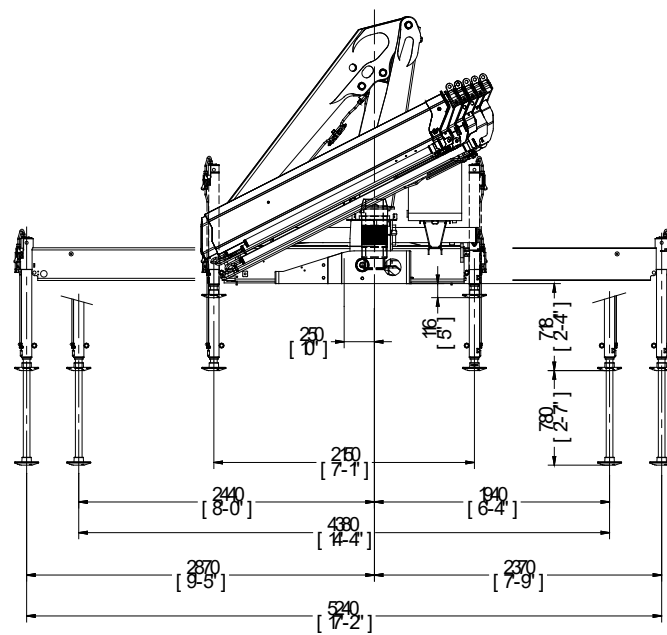
rear truck



operational



extended outriggers












\* Note:  
 Technical features are not binding.  
 The company reserves itself the right to any modification without notice












# 128 ESSENTIAL

## Technical Data

### summarized data

									
	kN.m	bar	l/min	kg	°	mm	mm	mm	mm
128.1	128	310	30	1330	400	2360	821	2202	4200/5200
128.2	123	310	30	1420	400	2360	821	2202	4200/5200
128.3	102	290	30	1526	400	2360	821	2202	4200/5200
128.4	99,3	290	30	1623	400	2360	821	2202	4200/5200
128.5	97	290	30	1700	400	2362	821	2202	4200/5200
128.6	94,3	290	30	1781	400	2412	830	2202	4200/5200

									
	lbs.ft	psi	gal/min	lbs	°	ft/inc	ft/inc	ft/inc	ft/inc
128.1	92400	4495	7.9	2930	400	7'9"	2'8"	7'3"	13'9"/17'2"
128.2	89000	4495	7.9	3100	400	7'9"	2'8"	7'3"	13'9"/17'2"
128.3	74365	4205	7.9	3327	400	7'9"	2'8"	7'3"	13'9"/17'2"
128.4	71824	4205	7.9	3538	400	7'9"	2'8"	7'3"	13'9"/17'2"
128.5	70160	4205	7.9	3740	400	7'9"	2'8"	7'3"	13'9"/17'2"
128.6	68207	4205	7.9	3882	400	7'11"	2'9"	7'3"	13'9"/17'2"

### technical data

<b>Max. lifting moment</b>	128 kNm	92400 ft.lbs
<b>Max. hydraulic outreach</b>	16 m	52'6"
<b>Slewing angle</b>	400°	400°
<b>Slewing torque</b>	1650 daNm	12150 ft.lbs
<b>Stabilizer spread</b>	4.2/5.2 mt	13'9"/17'2"
<b>Fitting space required (min./max)</b>	0.83 m	2'9"
<b>Width folded</b>	2.36/2.41 m	7'9"/7'11"
<b>Max. operating pressure</b>	310 bar	4495 psi
<b>Recommended pump capacity</b>	30 l/min	7.9 US gal./min
<b>Dead weight (vers .1)</b>	1330 kg	2930 lbs

\* Note:  
 Technical features are not binding.  
 The company reserves itself the right to any modification without notice



# COPMA 128



knuckle  
boom  
cranes



Powerful Synergies



**CPS**



**CPS  
STEEL**

## CPS GROUP S.P.A.

281 Via Emilia, Castel Bolognese (RA), 48014  
Italy

T +39 0546 653 711

[sales.cpsgroup@cps-group.com](mailto:sales.cpsgroup@cps-group.com)

[service.cpsgroup@cps-group.com](mailto:service.cpsgroup@cps-group.com)

[cps-group.com](http://cps-group.com)



UNICERT  
ISO 9001:2008

