



COMPANY PROFILE



Powerful Synergies

PERFORMANCE & POWER

We base our industrial group on the determination, passion, know-how, commitment to excellence, skills, and team spirit of our managers, engineers, mechanics, and innovators.

CPS GROUP teams are fully committed to developing the most advanced, durable, reliable, and competitive lifting solutions for the most demanding operators.

CONTENTS

*	3	CPS GROUP
*	4	CPS GROUP HISTORY
*	8	COPMA CRANES
*	10	PESCI MARINE CRANES
*	13	CPS
*	15	CPS STEEL
*	16	CONTACTS

Powerful



CPS GROUP

PROVIDE INTEGRATED,
COMPREHENSIVE
AND ADVANCED
MANUFACTURING
SOLUTIONS FOR
CRANES, HYDRAULIC
LIFTING, LOADING AND
HANDLING SYSTEMS.

Powerful Synergies

CPS GROUP is a global industrial conglomerate originated in Italy from the synergy of many companies operating in the iron and steel business applied to heavy equipment for lifting applications.

The highest technological advancements in steel fabrication, engineering and the passion for research and experimentation together with the most durable materials and electronic systems have sharply improved the lifting performance, the speed, the capacity and the flexibility of **CPS GROUP** lifting solutions.

With a lifting capacity ranging from 3 tons to over 350 tons meters, **CPS GROUP** represents a prime choice for operators in a variety of sectors.

We are a global group, worldwide suppliers and heavy equipment manufacturers for over 60 years in construction, transportation, scrap and recycling, forestry, marine and military sectors.



Synergies



Powerful Synergies

HISTORY

UNIQUE INDUSTRIAL HISTORY

In 1860, we began our path to quality and excellence in Italy.

When **PESCI** settled in Ferrara, it combined experience in metal works, agricultural needs, and industrial vision. **PESCI** created the first hydraulic lifting equipment for the agricultural and transportation sector drastically improving agricultural mechanization processes.

In the 50's, its presence in the Italian market as a major manufacturer strengthened thanks to a broader variety of loader cranes, marine cranes, and special industrial lifting applications.

With the know-how in advanced industrial manufacturing and a continued passion for performance and quality, **COPMA** established in Castel Bolognese 1958. As a rising manufacturer of strong and powerful knuckle boom cranes, **COPMA** quickly acquired international recognition in the 80's thanks to the great passion for quality, high performance, and durability. In 2013, **CPS**, an innovative manufacturer of Hook Lifts and Truck Loader Cranes, added to **CPS GROUP** the know-how of faster load-unload cycles.

A HISTORY OF PERFORMANCE

Through research, **CPS** attained greater stress resistance and heavier load capabilities for tough sectors such as recycling, metal-scrap lifting, and forestry operational environments. **CPS GROUP** combines the highest technological advancements in engineering with a passion for research and experimentation. By using the lightest and strongest materials, coupled with an integrated electronic management system, **CPS GROUP** has significantly improved the lifting performance, speed, capacity, and flexibility of the entire lifting solutions.

Through the synergy of **COPMA**, **CPS** and **CPS STEEL** in **CPS GROUP**, the company is the most competitive and comprehensive Italian steel and manufacturing brand for lifting equipment, able to provide the most competitive solutions for the toughest demands

**"TOGETHER,
WE LIFT
THE
WORLD"**

Erika Montuschi
CEO, 2021

A GLOBAL MARKET PRESENCE



Powerful Synergies

SOLUTIONS

KNUCKLE BOOMS
SCRAP LOADER CRANES
FORESTRY LOADER CRANES
RECYCLE LOADER CRANES
MARINE CRANES
HOOK LIFTS
SPECIAL CRANES
NUCLEAR INDUSTRY
STEEL INDUSTRY

SECTORS

TRANSPORTATION & CONSTRUCTION
ENVIRONMENTAL SECTOR
MARINE & OFF-SHORE MARKET
INDUSTRIAL & INDOOR LIFTING
MILITARY, DEFENSE AND TACTICAL

APPLICATIONS

TRUCK LIFTING
EQUIPMENT
WASTE MANAGEMENT
VESSELS LIFTING
EQUIPMENT
HEAVY MACHINERY
POWER LIFT
DEFENSE



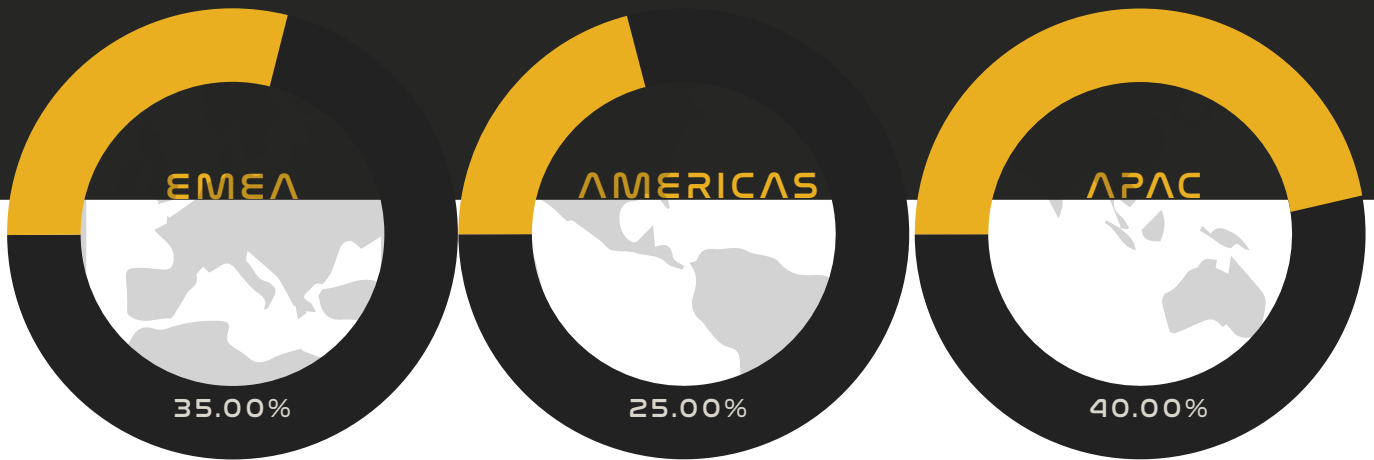


CPS



WORLD SALES BY GEOGRAPHIC REGION

*DATA FROM 2021



A HISTORY OF PERFORMANCE

WE ENGINEER AND BUILD ALL OUR LIFTING SOLUTIONS IN CASTEL BOLOGNESE, BUT WE SELL WORLD-WIDE THROUGH A NETWORK OF DEALERS AND DISTRIBUTORS





WE BELIEVE
FACTORIES
ARE MADE
OF PEOPLE,
TECHNOLOGY
AND PASSION

We base our industrial group on the determination,
know-how, commitment, skill and the incredible passion
of our TEAMS.



Powerful Synergies



**SUPERIOR PERFORMANCE,
MAXIMUM LIFTING POWER,
EXTREME DURABILITY, AND
ACTIVE STABILITY POWER
SYSTEMS, MAKES COPMA
KNUCKLE BOOMS UNIQUE
MASTERPIECES IN TRUCK
LOADER CRANES.**

For over 50 years COPMA has been guided by research and experimentation in materials and engineering. Its superior quality sits in technological expertise, engineering team, and mechanical know-how constantly pushing forward the boundaries of loader cranes.

COPMA is driven by a great passion for knuckle booms, a deeper focus on details and durability while expressing the optimal weight-power ratio for all the range of its loader cranes.

With a dynamic approach and a flexible design for serving the toughest markets and the most demanding operators, COPMA is a competitive truck lifting equipment and a true masterpiece of power and technology. Mounted on industrial vehicles, heavy load vehicles, trucks and other vehicles these truck mounted knuckle booms can be fully hydraulic and equipped with secondary booms, jibs, remote controls and lifting work platforms. The complete range of models is organized in ESSENTIALS, HIGH POWER and TOP RANGE based on the lifting capacity, strength, weight and technological features.



COPMA Superior performance

maximum power lifting, extreme durability, and active stability power systems make Copma knuckle booms unique masterpieces in truck loader cranes. Optimized for operator's friendliness and top range efficiency standards.

ESSENTIAL models

"A POWERFUL AND COMPACT CRANE"

ESSENTIAL models assist the load and unload of trucks and other vehicles. These essential knuckle booms for lorry vehicles have an exceptional operator friendliness and the best competitive engineering for efficiency, reliability and faster loading cycles.

Engineered for a simpler design adopting a rotation with pinion and rack, articulation without linkages or only on the first arm and minimal hydraulic systems to improve the speed and minimize the necessity of maintenance. Completely fully hydraulic models in the NO-CE configurations, while in the CE versions they are equipped with a primary electronic assistance system ("light electronic system").

HIGH POWER models

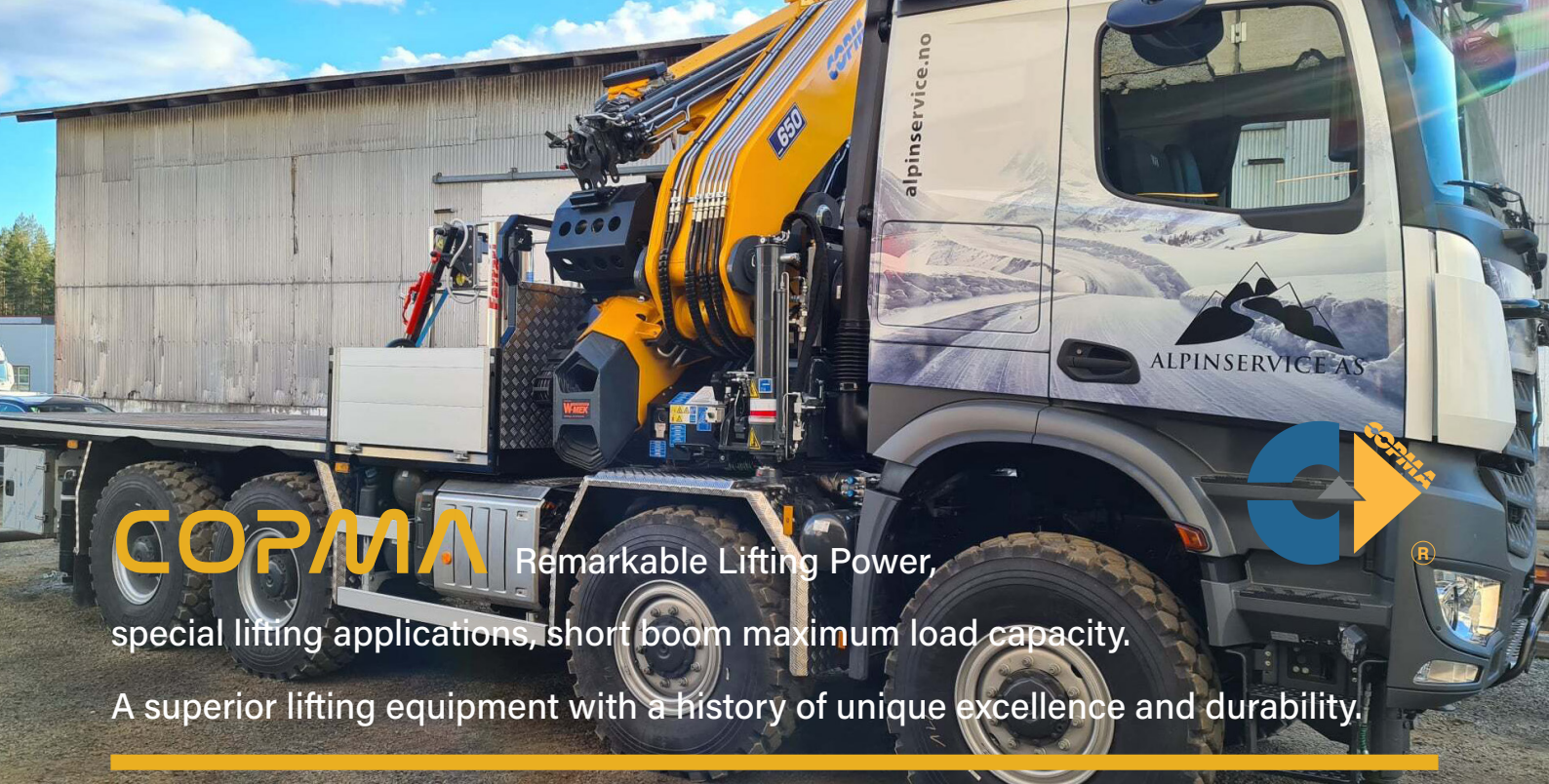
"PERFORMANCE FOR EVERY OPERATOR"

HIGH POWER knuckle booms are equipped with advanced solutions as linkages in both arms, secondary arms with a negative angle, a higher number of independent hydraulic extensions and innovative stabilizing solutions and outriggers to facilitate assembly even on the newest EURO 6 vehicles. The full range of HIGH POWER models has a complete electronic system for managing additional accessories such as JIB, a full range of sensor technology for maximizing the reach and the lifting capacity at the highest levels in their categories. These models can carry extra functions, winch, operator's basket, and other types of equipment and accessories.

TOP RANGE models

"EXTREME POWER FOR THE TOUGHEST NEEDS"

TOP RANGE extreme powerful models are built tough for a superior lifting capacity and incredible power. These models adopt all the features of the HIGH POWER knuckleboom cranes, plus a continuous rotation on the slewing bearing ring with a single or double geared motor, onboard active electronic system for handle any operator's need while improving the knuckle boom performance in every field of application. Active sensors for controlling vehicle's frame flatness for directly optimize stability control together with the full possibility of radio control makes the TOP RANGE models the most performative on the field.



COPMA

Remarkable Lifting Power,

special lifting applications, short boom maximum load capacity.

A superior lifting equipment with a history of unique excellence and durability.

SPE special compact models for the maximum power

“The Strongest Short-Boom knuckle boom crane”

COPMA means great indoor lifting performance suited for short distance lifting in extremely tight spaces. Powerful lifting capacity with a compact design fitted for industrial operations and short distances heavy lifting and engineered with back cabin folding with optimized stabilizers for better adaptation to the most massive indoor machinery movements.

These models have as a single optional the possibility of installing a winch.

T special models for simple operations

“Serving operators for easy operations”

Superior quality T models are tailored for service trucks, utility lifting applications, and rescue mobility. A simplified knuckle boom for the most comfortable lifting configurations and the maximum rotational ability while maintaining the durability and the lifting capacity of the most advanced COPMA knuckle booms.

SC special models for heavy loads

“Unique performance for the toughest needs”

COPMA SC models are special knuckle boom cranes with a shorter secondary arm which allows heavy loading and unloading at a very close distance to the crane column while maintaining the highest hydraulic reach length. Unlike the SPE version, COPMA SC models allow the application of accessories such as JIB, winch, operator's basket, and many others.



MARINE CONDITIONS ARE THE TOUGHEST WORKING ENVIRONMENTS ON THE PLANET.

PESCI MARINE KNUCKLE BOOMS ARE EQUIPPED TO TACKLE MARINE CONDITIONS WITH A SPECIAL PROTECTION TREATMENT DESIGNED SPECIFICALLY TO PROTECT AGAINST THE HARSH CONDITIONS OF THE MARINE WORK ENVIRONMENT.

PESCI MARINE differs from standard truck cranes for the particular base that can be fixed directly to the ship's deck, either flush or in a raised position. Due to the absence of electronics, unless otherwise requested, these knuckle booms are 100% hydraulic, from safety management to the winch controls. The controls have several solutions: column controls with radio (only electronic application), controls on the seat, standing controls fixed to the column, cab, separate standing controls on the ship deck.

PESCI MARINE knuckle boom cranes can be fully connected to the ship's system. Additionally, a "power-pack" is also available for providing an independent power supply for the machine. These extremely powerful knuckle booms have a special PESCI MARINE protection treatment, an endurance coat, material, and component treatment to cope with the more aggressive environment, typical of the marine sector.



PESCI MARINE Powerful and safer knuckle boom for marine applications, designed for containing dimensions and developing the strongest lifting range for flexibility, operational strength, and reliability.

M ESSENTIAL
models

“An essential masterpiece for your fleet”

Enhanced operational rotation thanks to the double rack system for an improved response to marine conditions. Our exceptional rotational performance coupled with structural lightness provides the highest resistance to stress. They are truly essential and specific cranes for lighter recovery operations of rescue boats and lifeboats in a narrow range of distance.

M HIGH POWER
models

“Strong performance in every marine condition”

Stronger marine knuckle boom cranes who adopt advanced solutions such as linkages, secondary arms with a negative angle, a more significant number of independent hydraulic extensions and easy maneuverability, ensure safety and efficiency while operating in the most complex marine conditions. Strong rotation double rack system and a secure turntable system provide the best performance for each model.

M TOP RANGE
models

“Unique performance for the heaviest loads”

Extreme powerful marine knuckle boom cranes with an advanced safety and security system. Reinforced slewing with slew bearing and dual hydraulic slewing motors, plus continuous rotation on the slewing bearing ring. These extreme powerful cranes are optimized for exceptional performance and durability under extreme weather conditions.





CPS

**UNIQUE DEGREE OF
OPERATIONAL CAPACITY
AND EFFICIENCY.**

**AN OUTSTANDING TOOL
WHICH IS BECOMING A
MILESTONE WORLDWIDE
FOR HEAVY DUTY LIFTING
SYSTEMS BUILT TO LAST
AND EMPOWER YOUR
TRUCK LIKE NO OTHER.**

CPS develops high-performance equipment in forestry, recycling, waste management, and container lifting solutions. CPS Hook Lifts and CPS FS Z Loader Cranes represent exceptionally reliable solutions designed for a higher endurance in the most demanding fields, responding to the needs of power, energy in lifting, faster load cycle and an entirely high resistance for superior performance. CPS is rapidly acquiring the operator's respect for the competitiveness of its lifting solutions and the full range of applications. Versatile systems built to perform and last, offering solutions tested in the most hardworking fields, agriculture, waste, military sectors, demolition, construction, mining, and waste management fleets.



CPS High-quality lifting systems

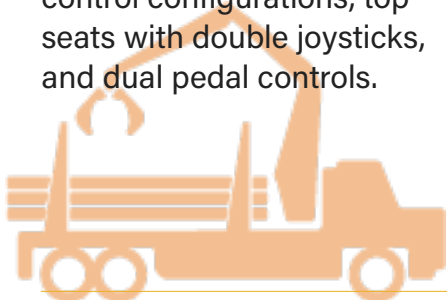
for forestry, recycling, environmental waste, agriculture, construction and movable containers.

CPS FS LOADERS

“Built for heavy duty endurance and power”

CPS FS Z LOADERS are faster, easier and stronger loader-cranes with the maximum power-weight ratio thanks to high resistance steel and material research.

Top performance in the loader sector for both power and weight categories. A more powerful rotation from the double rack system and upgraded flexibility in the control configurations, top seats with double joysticks, and dual pedal controls.



CPS HOOK LIFTS

“A versatile lifting system built tough to last”

CPS HOOK LIFTS are flexible lifting systems designed for the highest efficiency for waste/scrap, demolition, construction, mining, and public services where precision and strength are paramount.

Faster load and unload cycles with powerful lifting capacity in a variety of models for the toughest applications. Superior security stabilizers and extra hydraulic locking.



TOP ACCESSORIES

“For increasing productivity”

The best for your work performance and ultimate levels of safety and security devices with a deeper focus on operators need. A complete variety of accessories for your truck fleet that offers versatility and operational safety.

CPS is compatible with a full range of accessories for improving work performance in every environment. Such as vertical stabilizers, rear rollers, flap down stabilizers, extra hydraulic locking device, and specific versions for each market.



CPS STEEL

CPS STEEL is a leading industrial enterprise in advances steel fabrication. A primary core sector, defining the quality and superior performance of CPS GROUP LIFTING SOLUTIONS.

**LEADING EDGE
STEEL METAL
FABRICATION
SINCE 1978**

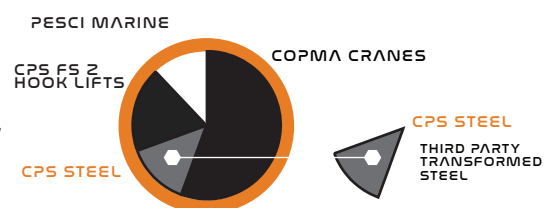
Provides highly integrated, comprehensive manufacturing solutions for complex metal fabrication, including steel fabrication, plasma cutting, laser cutting, metal forming, welding, and machining.

We transform yearly over 3000 tons of steel, from the structural steel S355 till the high yield steel S69QL, S7000MC, S890QL, S900MC, S1100MC, S1100QL, including abrasion resistant steel H400-450-500. Beyond the premier sector of lifting equipment, **CPS STEEL** operates in producing parts for heavy machinery, earth-moving equipment, drilling equipment, aerial platforms, and road machine equipment.

With the full potential of the most advanced industrial laser cutting systems, plasma cutting systems and oxy-fuel plants, **CPS STEEL** can operate from a thickness of 2 mm till 250 mm, ranging till 6 meters x 10 meters for the maximum cutting dimensions. Moreover, **CPS STEEL** offers industrial services of hydraulic press, chamfering, radial and column drills, and calender machine.

With over 40 years of experience in advanced steel fabrication and carpentry in the EMEA market, **CPS STEEL** has the experience, the global know-how and the flexibility for supplying the most demanding clients.

INNOVATION AND TECHNOLOGY IN METAL CARPENTRY



2022

**3000
TRANSFORMED
TONS OF STEEL**



Powerful Synergies

WEB

cps-group.com

SOCIAL MEDIA

f [cpsgroup](#)

in [cps-group-powerful-synergies](#)

t [cpsocialcranes](#)

@ [cps_group_powerful_synergies](#)

CONTACTS

CPS GROUP / ITALY

CPS GROUP S.P.A. / Headquarters
Via Emilia 281, Castel Bolognese (RA) 48018 ITALY
info.cpsgroup@cps-group.com

CPS STEEL

CPS GROUP S.P.A. / CPS STEEL
Via Bonsi 15, Lugo (RA) 48022 ITALY
info.cpssteel@cps-group.com

CPS GROUP / USA

CPS US LLC / Americas
515 S Flower St, 18th, Los Angeles (CA) 90071 USA
info.cpsus@cps-group.com

SALES

sales.cpsgroup@cps-group.com

SERVICE

service.cpsgroup@cps-group.com



CPS

**CPS
STEEL**